

SEATED

Seated was one of our original modular seating solutions. It has adapted slightly over the years, but the fluted backrest has always proved popular within work, hospitality and leisure environments. With more sections to personalise with a whole world of fabric choices, Seated colours can be adapted to many different palettes as bold or as blending as possible.

Seated is available as a single sided unit, double sided unit or a purpose built booth, with sizes that range from 750mm wide

right up to 1800mm wide. The curved options in both single and double sided has options for an individual unit, or a set of three, four or five.

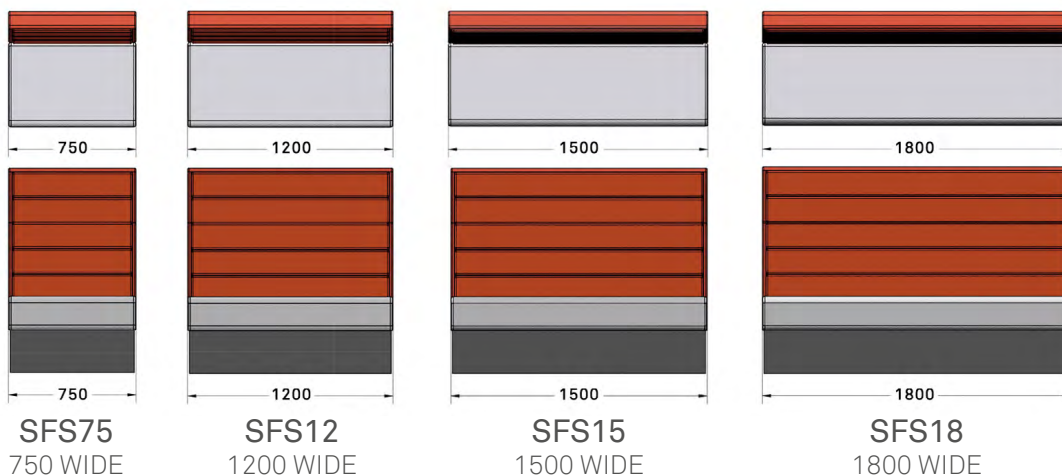
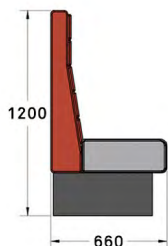
Each unit is 1200mm high and the base is made using black laminate over MDF unless specified differently.



DIMENSIONS

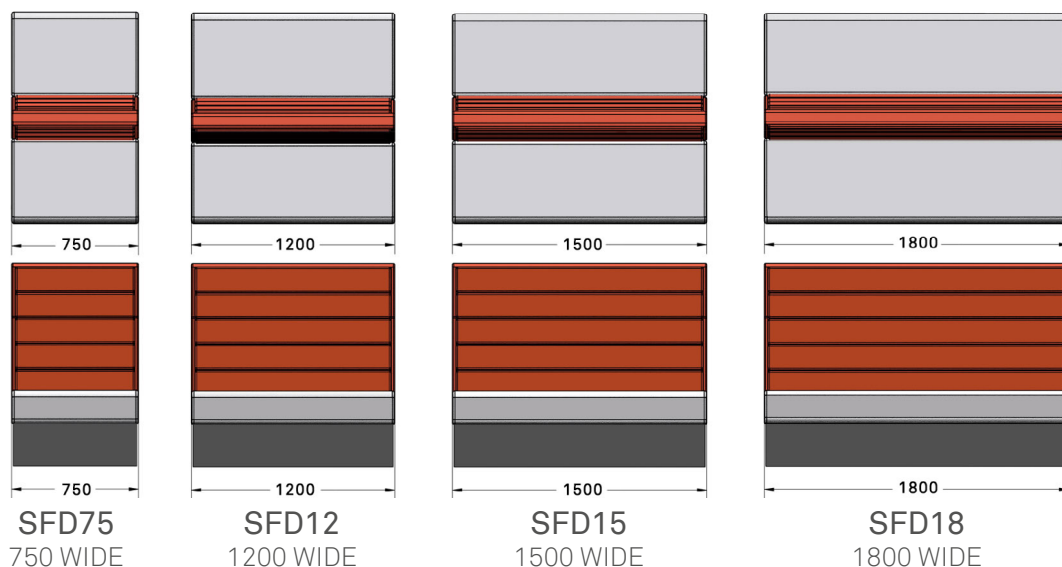
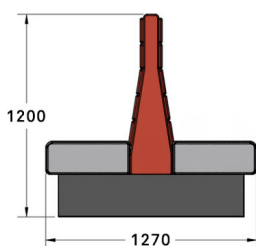
SINGLE SIDED

1200 HIGH x
660 DEEP



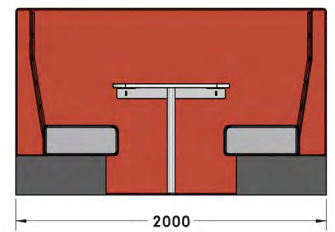
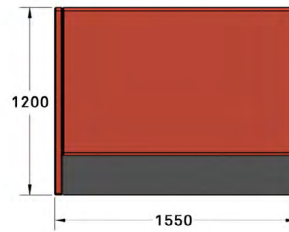
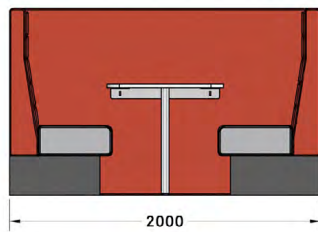
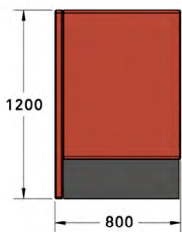
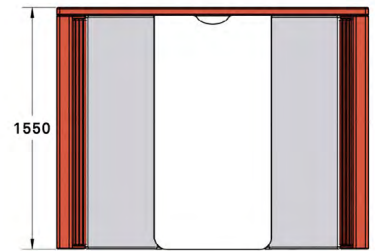
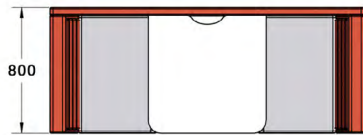
DOUBLE SIDED

1200 HIGH x
1270 DEEP



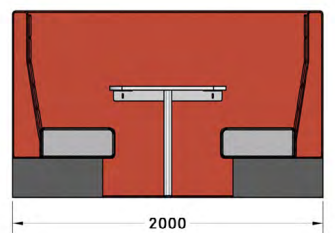
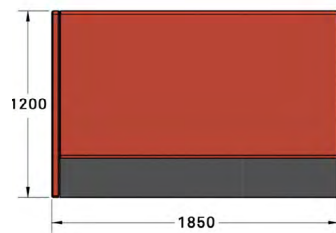
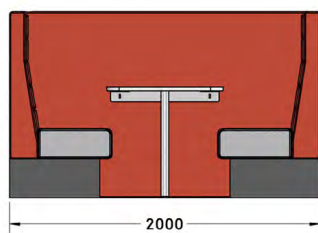
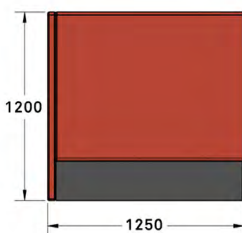
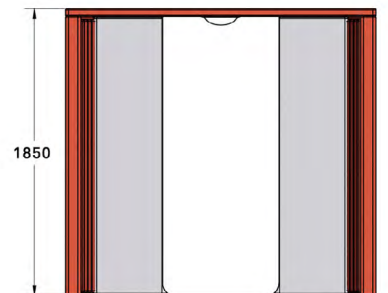
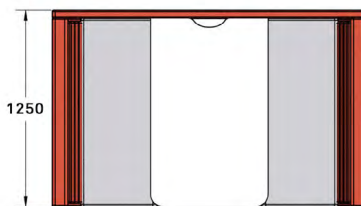
DIMENSIONS

SEATED BOOTH
1200 HIGH x
2000 WIDE



SFB75
750 DEEP

SFB15
1500 DEEP



SFB12
1200 DEEP

SFB18
1800 DEEP



DESIGN By Senator

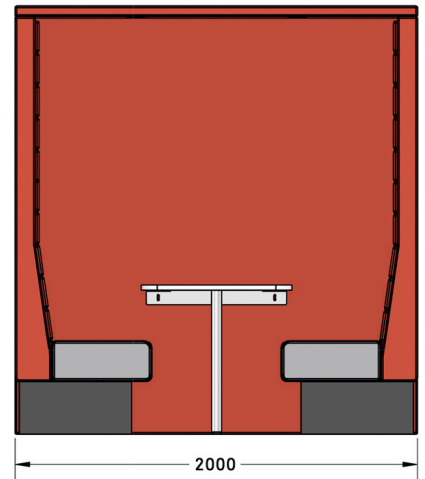
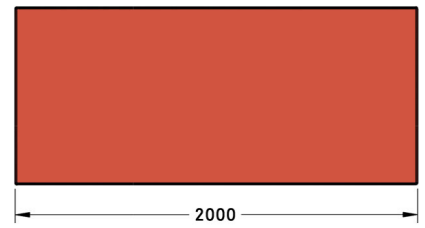
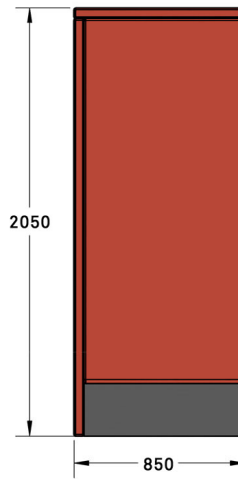
Our team of talented in house designers are responsible for creating elegant, innovative furniture designs which not only look beautiful, but minimise the impact on the world around us.

They come from all over the world, but are based in our Design Centre located in a quiet Lancashire village just outside the Ribble Valley. Our dedicated facility is over three floors which include studios, a materials test centre and prototyping lab.

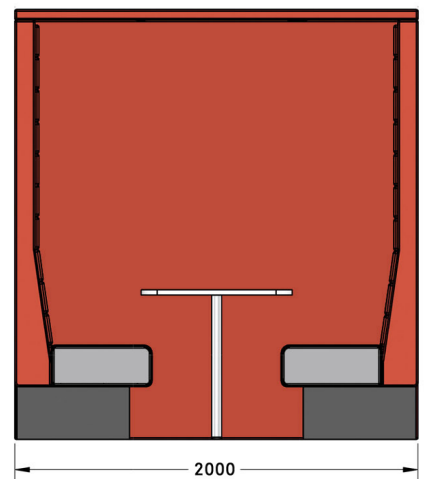
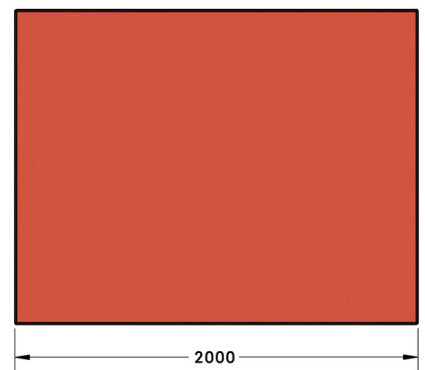
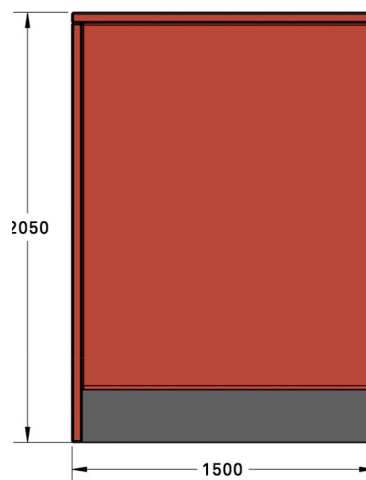
DIMENSIONS

SEATED POD
2050 HIGH x
2000 WIDE

SFP85
850MM DEEP



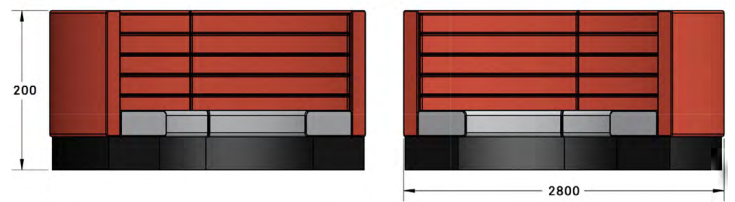
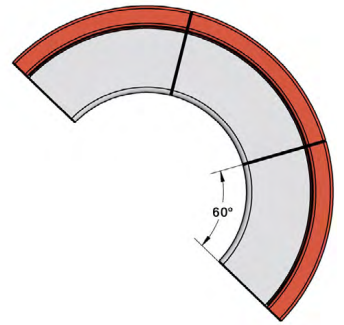
SFP15
1500MM DEEP



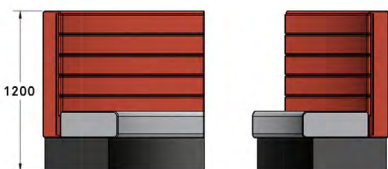
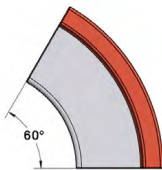
DIMENSIONS

SEATED CURVED
SINGLE SIDED
1200 HIGH x
60 DEGREE SEGMENTS x
2800MM EXT DIA

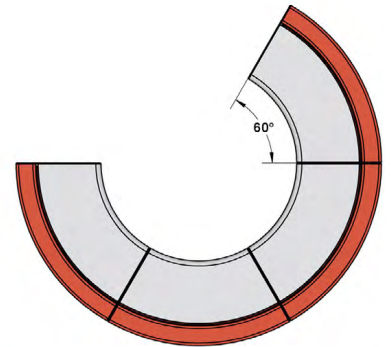
SFCS-3
SET OF THREE



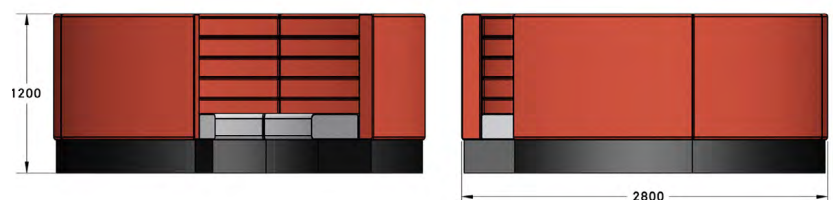
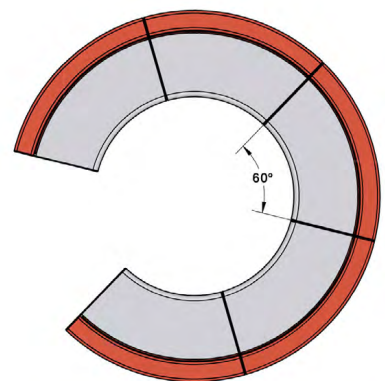
SFCS
INDIVIDUAL UNIT



SFCS-4
SET OF FOUR



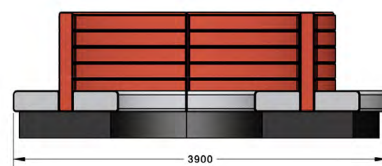
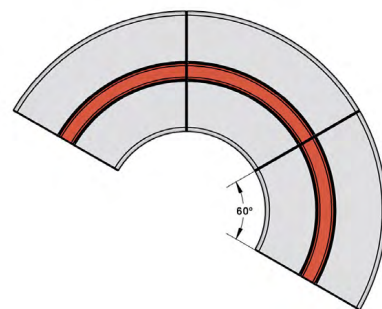
SFCS-5
SET OF FIVE



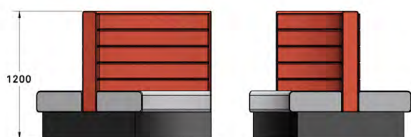
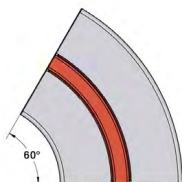
DIMENSIONS

SEATED CURVED
DOUBLE SIDED
1200 HIGH x
60 DEGREE SEGMENTS x
3900MM EXT DIA

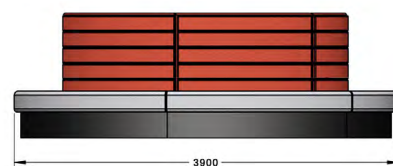

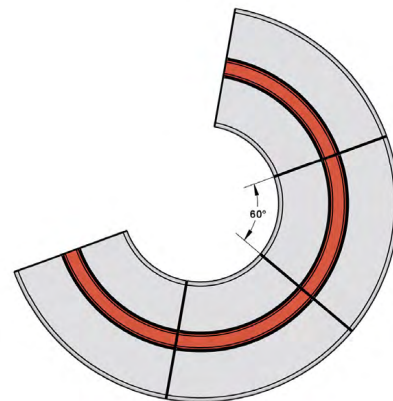
SFCD-3
SET OF THREE



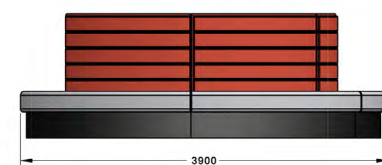
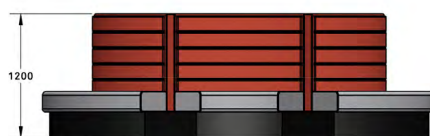
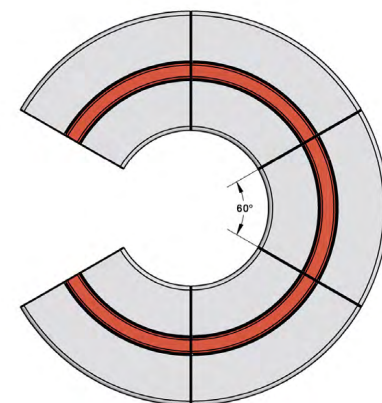
SFCD
INDIVIDUAL UNIT



SFCD-4
SET OF FOUR



SFCD-5
SET OF FIVE



STANDARD FEATURES

The main carcass construction varies from solid wood and plywood for strength and rigidity.

Covered in multi density foam to soften the angles.

Fully upholstered in a material of your choosing.

The laminate base has a MDF (Medium Density Fibreboard) core.

Booths and Pods have a fully upholstered wall connected to the two seats and backrests.


18-25mm thick shaped MFC table with 2mm ABS edging.

Steel table bracket secured to the rear of the wall.


80mm thick chrome table leg with black height adjustable bung.

Pods also have a fully upholstered roof with two to four PIR activated downlights situated within.


MFC TABLE FINISHES




WHITE (WH)



GLOSS WHITE** (GW)
WITH STD WHITE EDGE




LIGHT GREY (GY)



GRAPHITE* (GT)
WITH BLACK EDGE



SILVER* (SV)



BLACK (BK)



CLAY* (LY)



DENIM (DN)



MAPLE (MP)



URBAN MAPLE (UM)




BEECH (BH)



AUTUMN (AT)



STRATA OAK (SO)




ENGLISH OAK (EO)



HIGHLAND OAK (HD)



WINTER OAK (WK)



CARINI WALNUT (CW)

Melamine Faced Chipboard (MFC) is available in both 18mm and 25mm unless otherwise stated:

Clay*, Graphite* and Silver* is 18mm only and Gloss White** is a premium finish with a 10% addition charge.

Colour Disclaimer: Printed images and digital images may appear differently to the final MFC finish.

ENVIRONMENTAL

Material Content

Components are constructed of the following




Plywood



Solid Wood



MDF



PU Foam



Fabric



Steel

Recycled Content

Contains up to 19.85% of Recycled Material



Recycled Content (% By Weight)

Recyclability

The range is 99% recyclable

99%

SENATOR 3 R'S

Senator is committed to continually improving the sustainability of all environmental aspects within our business.

To meet both international standards and our own environmental targets we apply the three R's principle -**Reduce, Reuse and Recycle.**

Whilst recycling is the element which receives the most exposure it is actually the last option available and should never be the prime target in anyone's battle to reduce waste.

It is our duty as individuals and as a company to initially attempt to **Reduce** usage. Then we should look to **Reuse** wherever possible and finally, only after these two processes have been exhausted, should we consider **Recycling.**

Reduce Reuse Recycle