

S2

S2 is our newest seated solution and a re-design of our Shard range. Allowing options for customers to choose either an MFC base or metal legs. S2 also has an Ottoman stool, a much larger selection of lengths and the ability to add arms to both single sided and double sided seated units.

The single and double sided units are 1200mm high and upholstery can be made bespoke with a choice of fabrics, leathers or vinyl's to the back, the seat and the arms separately.

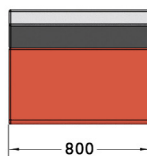
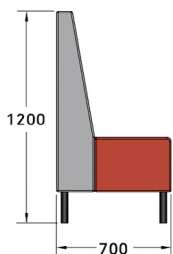


S2 is available in sizes that range from 800mm wide right up to a whopping 2200mm wide, our longest freestanding seated unit available.

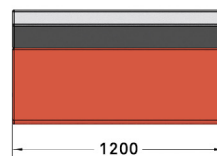
DIMENSIONS

SINGLE SIDED METAL LEGS

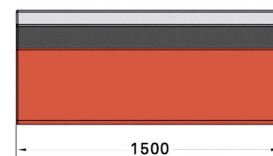
1200 HIGH x
700 DEEP



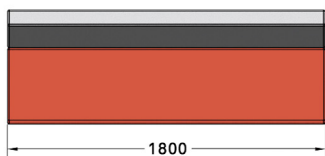
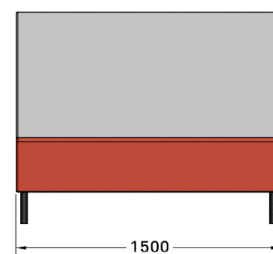


S2S8-M
800 WIDE



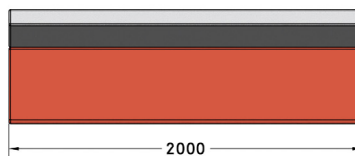
S2S12-M
1200 WIDE



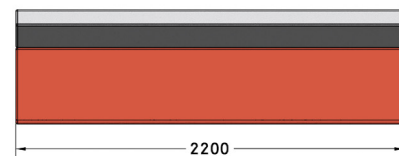
S2S15-M
1500 WIDE



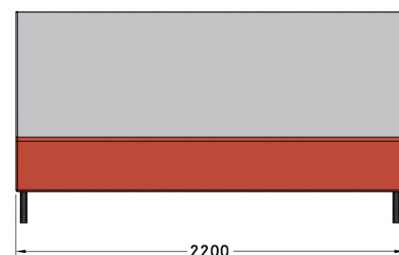
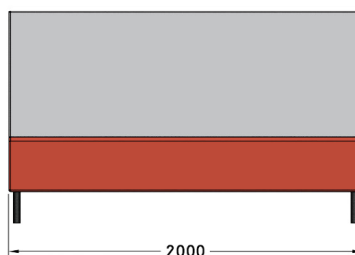
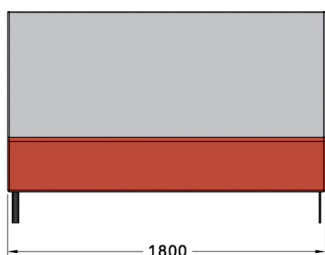
S2S18-M
1800 WIDE



S2S20-M
2000 WIDE

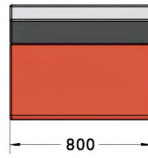
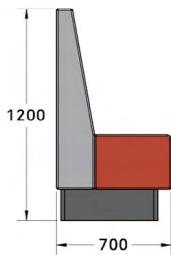


S2S22-M
2200 WIDE

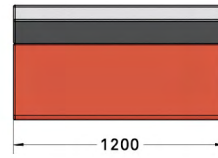


DIMENSIONS

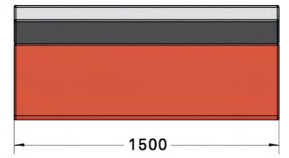
SINGLE SIDED
MFC BASE
1200 HIGH x
700 DEEP



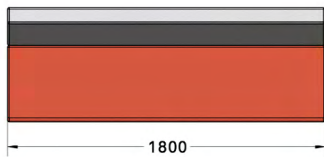
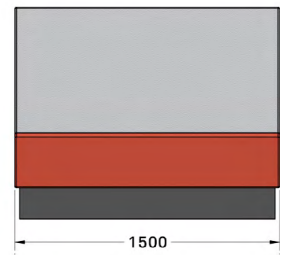

S2S8-B
800 WIDE



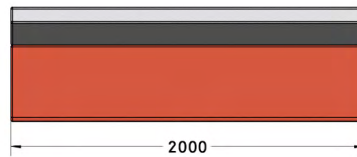
S2S12-B
1200 WIDE



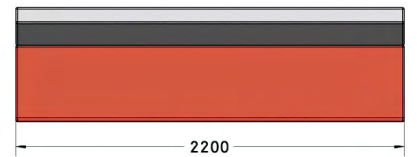
S2S15-B
1500 WIDE



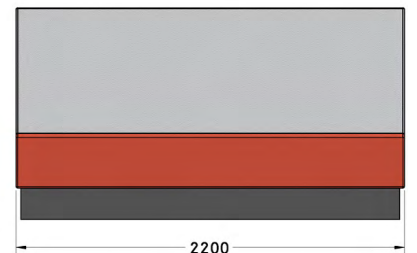
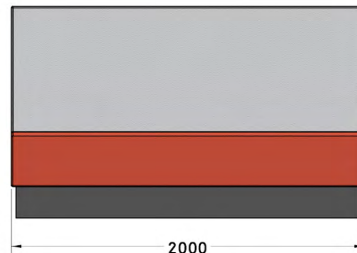
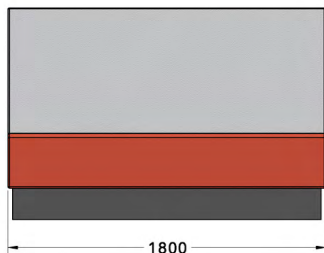
S2S18-B
1800 WIDE



S2S20-B
2000 WIDE


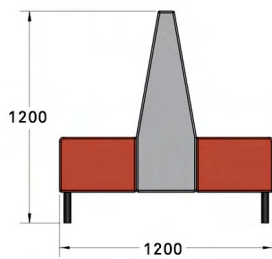


S2S22-B
2200 WIDE




DIMENSIONS


DOUBLE SIDED
METAL LEGS
1200 HIGH x
1200 DEEP




S2D8-M
800 WIDE




S2D12-M
1200 WIDE



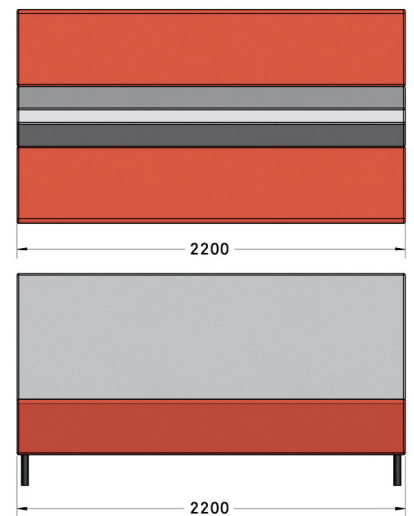
S2D15-M
1500 WIDE



S2D18-M
1800 WIDE



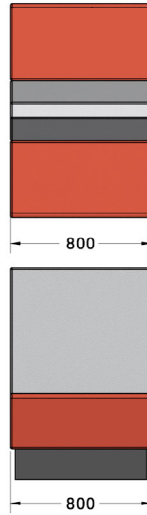
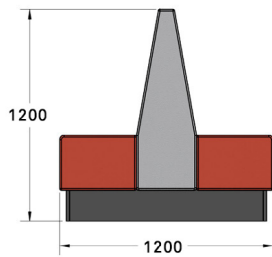
S2D20-M
2000 WIDE




S2D22-M
2200 WIDE

DIMENSIONS

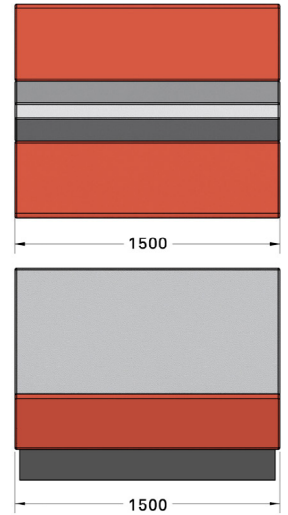
DOUBLE SIDED
MFC BASE
1200 HIGH x
1200 DEEP




S2D8-B
800 WIDE




S2D12-B
1200 WIDE



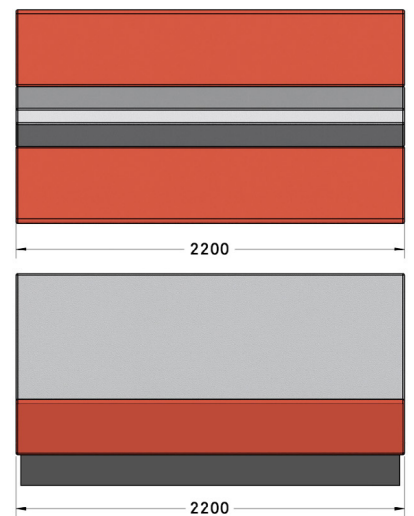
S2D15-B
1500 WIDE



S2D18-B
1800 WIDE



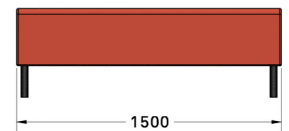
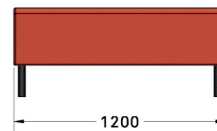
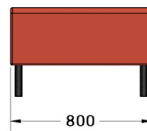
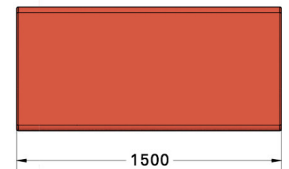
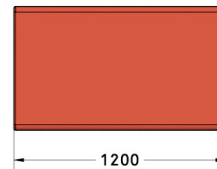

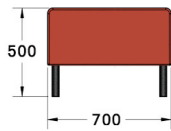
S2D20-B
2000 WIDE



S2D22-B
2200 WIDE

DIMENSIONS

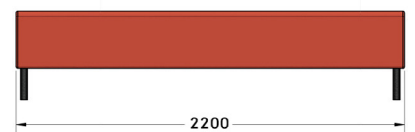
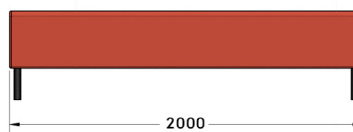
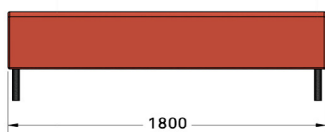
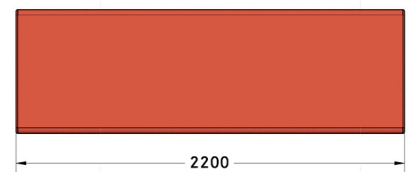
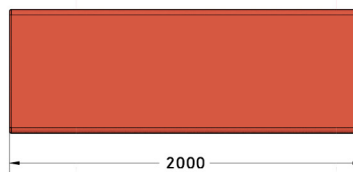
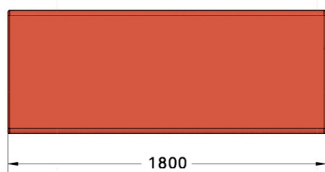
OTTOMAN STOOL
METAL LEGS
500 HIGH x
700 DEEP



S208-M
800 WIDE

S2012-M
1200 WIDE

S2015-M
1500 WIDE




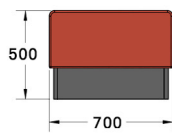
S2018-M
1800 WIDE

S2020-M
2000 WIDE

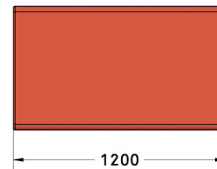
S2022-M
2200 WIDE

DIMENSIONS

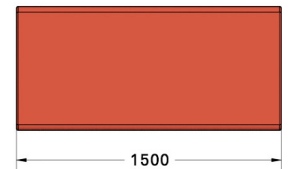
OTTOMAN STOOL
MFC BASE
500 HIGH x
700 DEEP



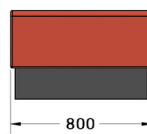
800



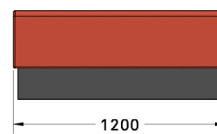
1200



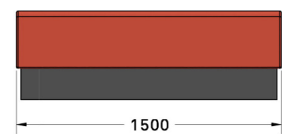
1500



800



1200

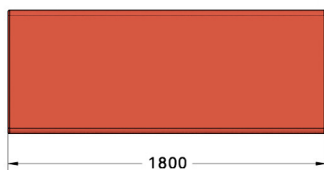


1500

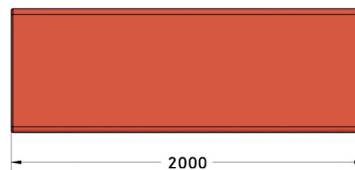
S208-B
800 WIDE

S2012-B
1200 WIDE

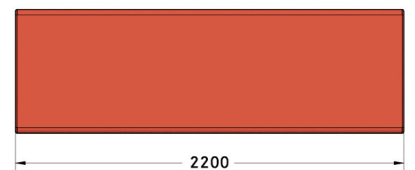
S2015-B
1500 WIDE



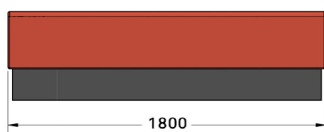
1800



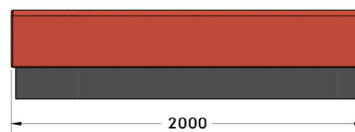
2000



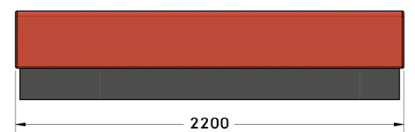
2200



1800



2000



2200

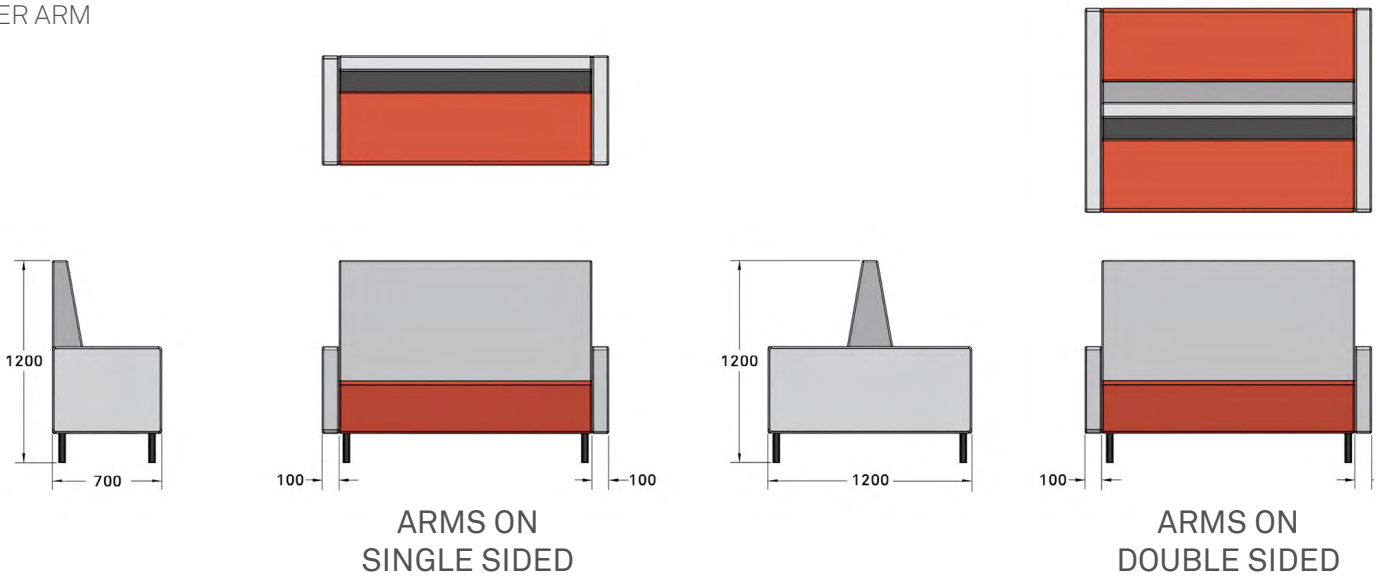
S2018-B
1800 WIDE

S2020-B
2000 WIDE

S2022-B
2200 WIDE

DIMENSIONS

S2 WITH ARMS
100MM WIDE
PER ARM



DESIGN By Senator


Our team of talented in house designers are responsible for creating elegant, innovative furniture designs which not only look beautiful, but minimise the impact on the world around us. personal taste.

They come from all over the world, but are based in our Design Centre located in a quiet Lancashire village just outside the Ribble Valley. Our dedicated facility is over three floors which include studios, a materials test centre and prototyping lab.

STANDARD FEATURES

The main carcass construction varies from solid wood and plywood for strength and rigidity.
 Covered in multi density foam to soften the angles.
 Fully upholstered in a material of your choosing.
 Options for steel legs or 18mm MFC (melamine faced chipboard) base with 2mm ABS edging.


MFC BASE FINISHES - BLACK AS STANDARD




WHITE **(WH)**



GLOSS WHITE** **(GW)**
WITH STD WHITE EDGE




LIGHT GREY **(GY)**



GRAPHITE* **(GT)**
WITH BLACK EDGE



SILVER* **(SV)**



BLACK **(BK)**



CLAY* **(LY)**



DENIM **(DN)**



MAPLE **(MP)**



URBAN MAPLE **(UM)**




BEECH **(BH)**



AUTUMN **(AT)**



STRATA OAK **(SO)**




ENGLISH OAK **(EO)**



HIGHLAND OAK **(HD)**



WINTER OAK **(WK)**



CARINI WALNUT **(CW)**

Melamine Faced Chipboard (MFC) is available in both 18mm and 25mm unless otherwise stated:
 Clay*, Graphite* and Silver* is 18mm only and Gloss White** is a premium finish with a 10% addition charge.

Colour Disclaimer: Printed images and digital images may appear differently to the final MFC finish.

ENVIRONMENTAL

Material Content

Components are constructed of the following



Plywood




MDF



PU Foam



Fabric



Steel

Recycled Content

Contains up to 10.00% of Recycled Material



Recycled Content (% By Weight)

Recyclability

The range is 99% recyclable

99%

SENATOR 3 R'S

Senator is committed to continually improving the sustainability of all environmental aspects within our business.

To meet both international standards and our own environmental targets we apply the three R's principle -**Reduce, Reuse and Recycle.**

Whilst recycling is the element which receives the most exposure it is actually the last option available and should never be the prime target in anyone's battle to reduce waste.

It is our duty as individuals and as a company to initially attempt to **Reduce** usage. Then we should look to **Reuse** wherever possible and finally, only after these two processes have been exhausted, should we consider **Recycling.**

Reduce Reuse Recycle